





# Install and uninstall Chips instruction


## 1. install



push down




push down every chips




finished


## 2. Uninstall




one small screwdriver same to picture




insert the screwdriver under the black plastic,




dig out every chips follow the picture



all the black plastic separate from cartridge.



gently take out the cartridge.



finished